

Investing for Successful Retirement

UD Osher – OLLI

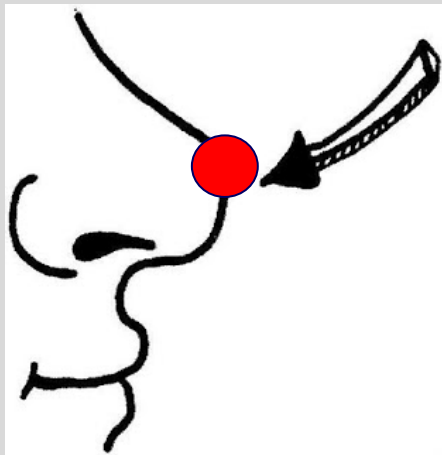
Spring 2026

□ **Rajeev A. Vaidya**

□ **Ron Materniak**

Disclaimer in plain language

Disclaimer – in plain language:



Opinions are like noses, everyone has one !

You are going to see mine in this course !!

We are simply sharing our perspective.

This is not investment advice or recommendation.

Ron, and I are not a financial advisors.

This course is for educational purposes only.

Form your own opinion, make your own investment decisions.

Seventh Class – Mar. 18th

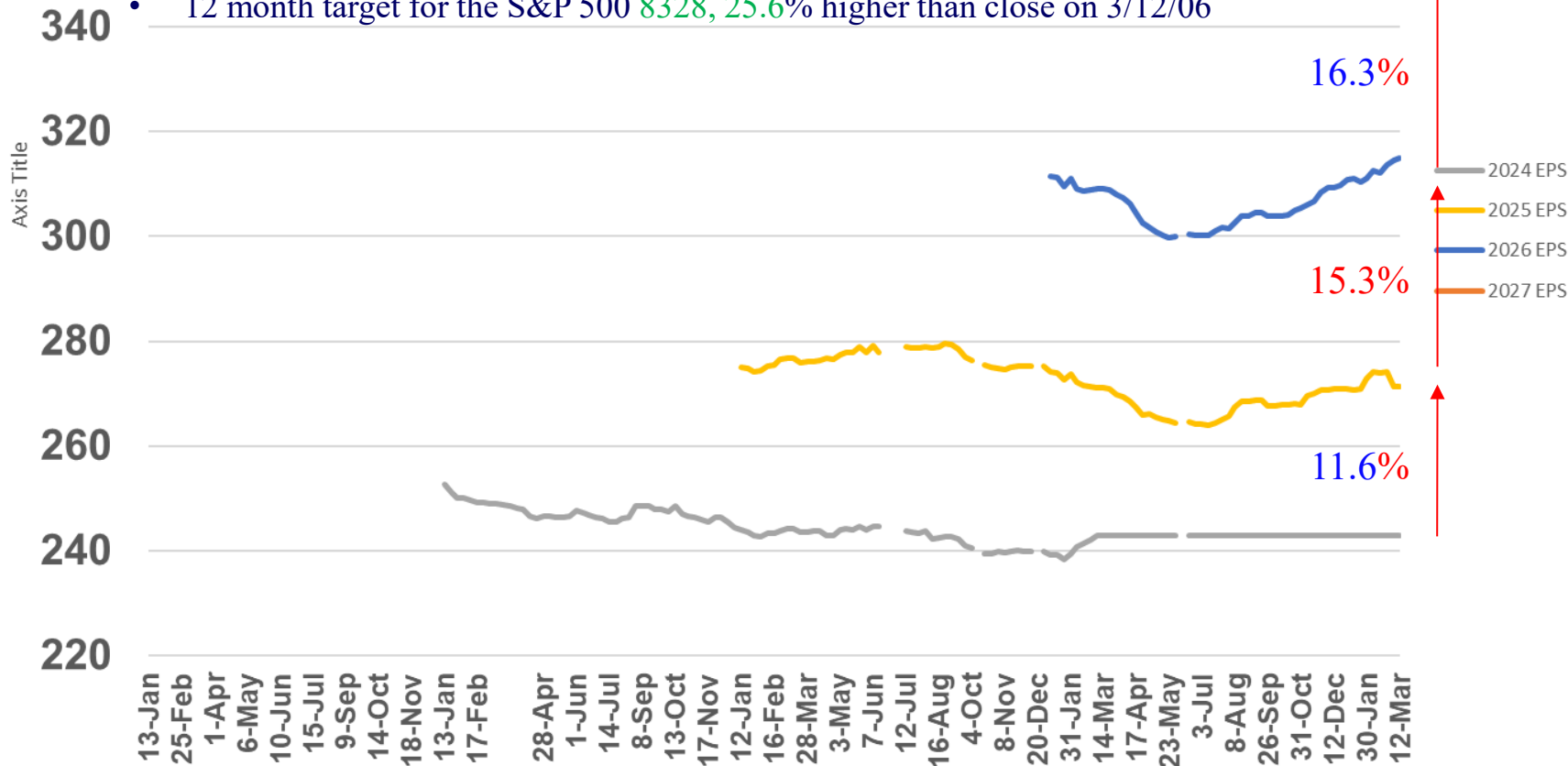
- Market Update – Ron Materniak
- Withdrawal Strategies that work
 - Dr. Craig Isrealson – Leader Financial Planning Program – Utah Valley Univ.

Factset(R) - S&P 500 Calendar year earnings forecast

400 https://advantage.factset.com/hubfs/Website/Resources%20Section/Research%20Desk/Earnings%20Insight/EarningsInsight_031226.pdf

Factset Earnings Estimates 3/12/26

- Q126 S&P 500 EPS growth **11.6%** .. was 11.5% in the last week
- EPS for 2025 \$314.95, **11.6% rise over 2024**, no change from last week
- EPS for 2026 - \$314.95, **16.1% rise over 2025**, \$0.37 higher than 3/6
- EPS for 2027 - \$366.18, **16.3% rise over 2026**, \$0.67 higher than 3/6
- Fwd. looking P/E = 20.9 (was 21.2 last week)
- 12 month target for the S&P 500 **8328**, **25.6%** higher than close on 3/12/06



\$SPX S&P 500 Large Cap Index INDX

17-Mar-2026

© StockCharts.com

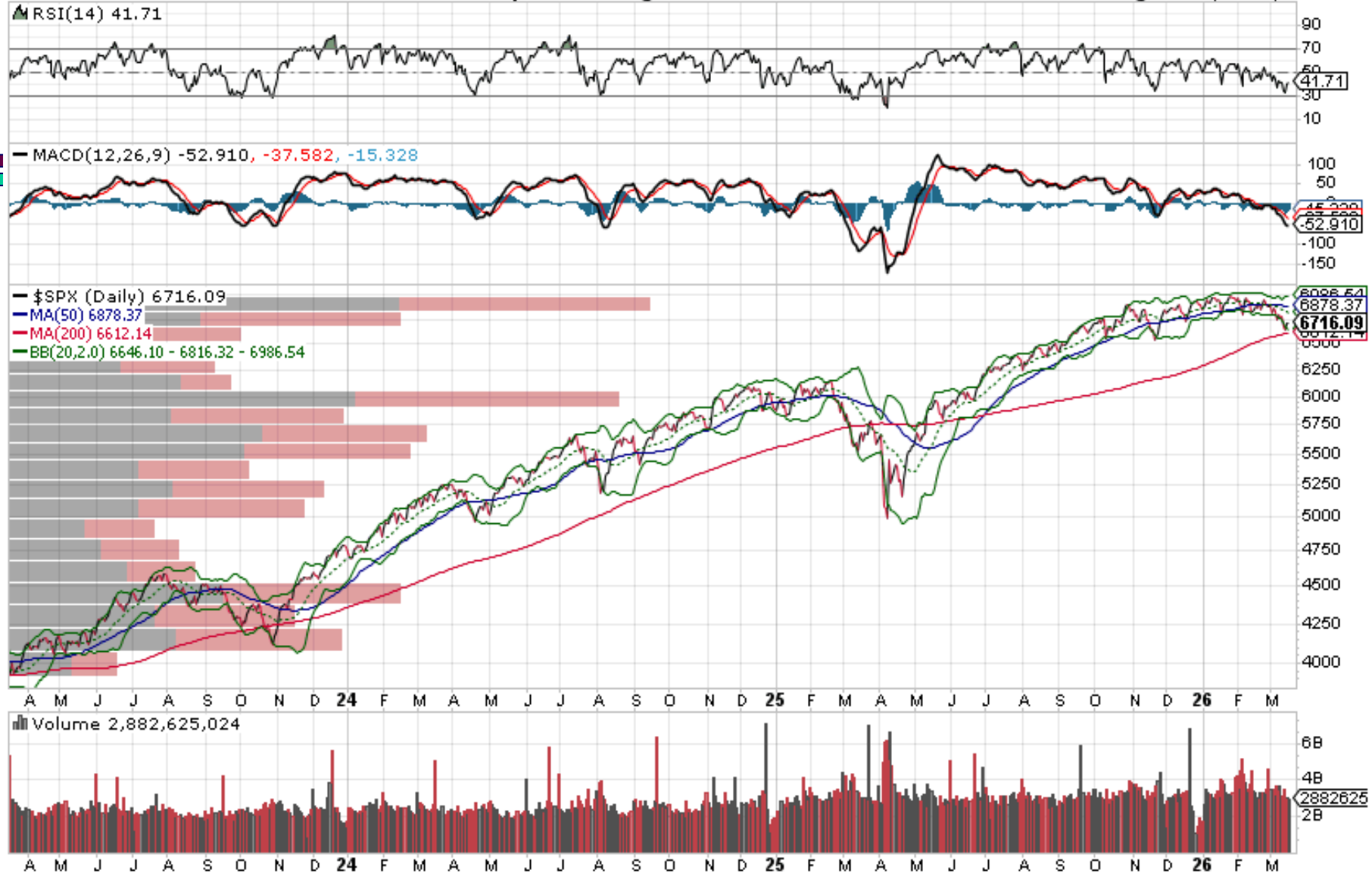
Open 6722.35 **High** 6754.30 **Low** 6710.80 **Close** 6716.09 **Volume** 2.9B **Chg** +16.71 (+0.25%) ▲

▲ **RSI(14)** 41.71

— **MACD(12,26,9)** -52.910, -37.582, -15.328

— **\$SPX (Daily)** 6716.09
— **MA(50)** 6878.37
— **MA(200)** 6612.14
— **BB(20,2,0)** 6646.10 - 6816.32 - 6986.54

▮ **Volume** 2,882,625,024

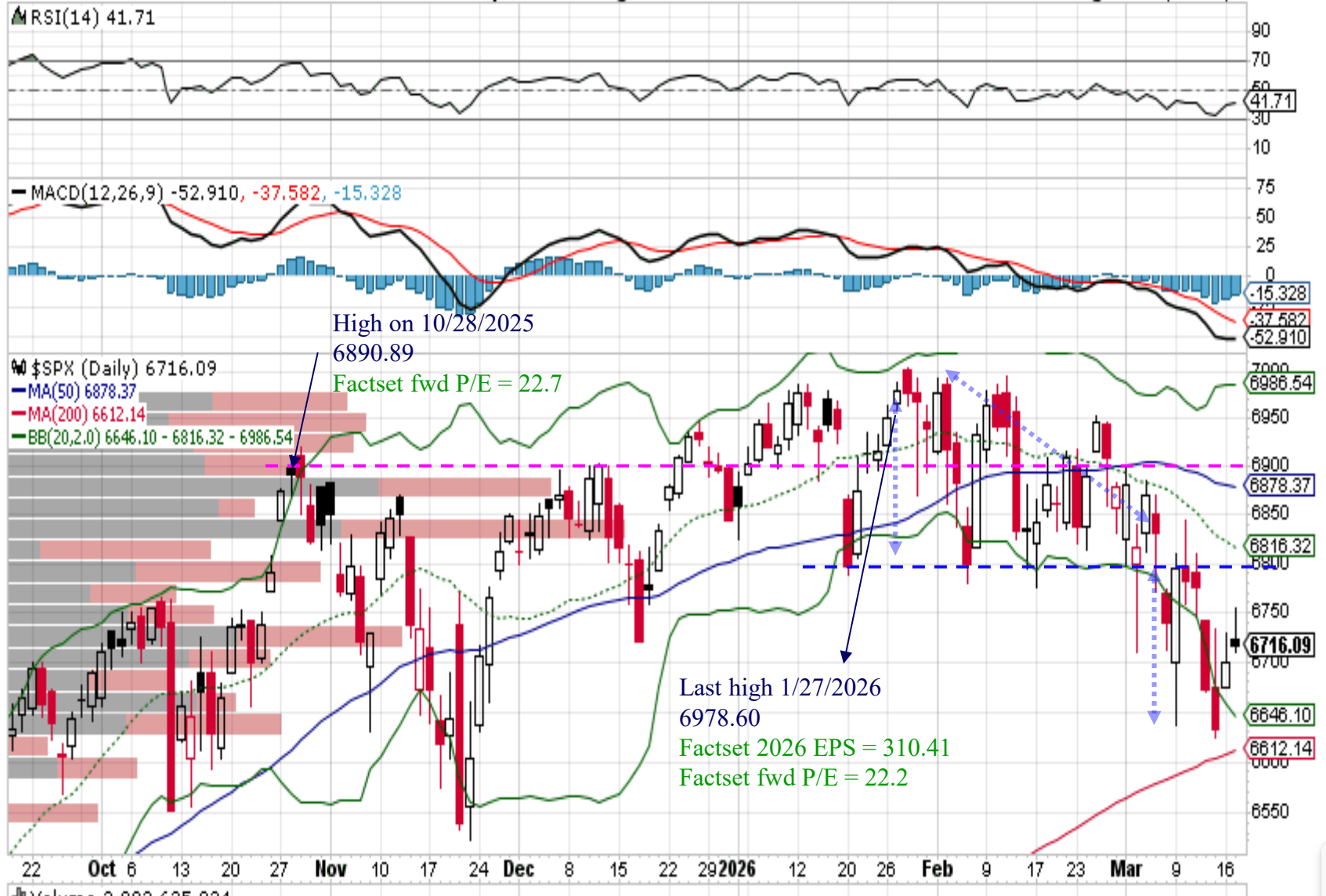


\$SPX S&P 500 Large Cap Index INDX

© StockCharts.com

17-Mar-2026

Open 6722.35 High 6754.30 Low 6710.80 Close 6716.09 Volume 2.9B Chg +16.71 (+0.25%) ▲



Market Breadth – another way

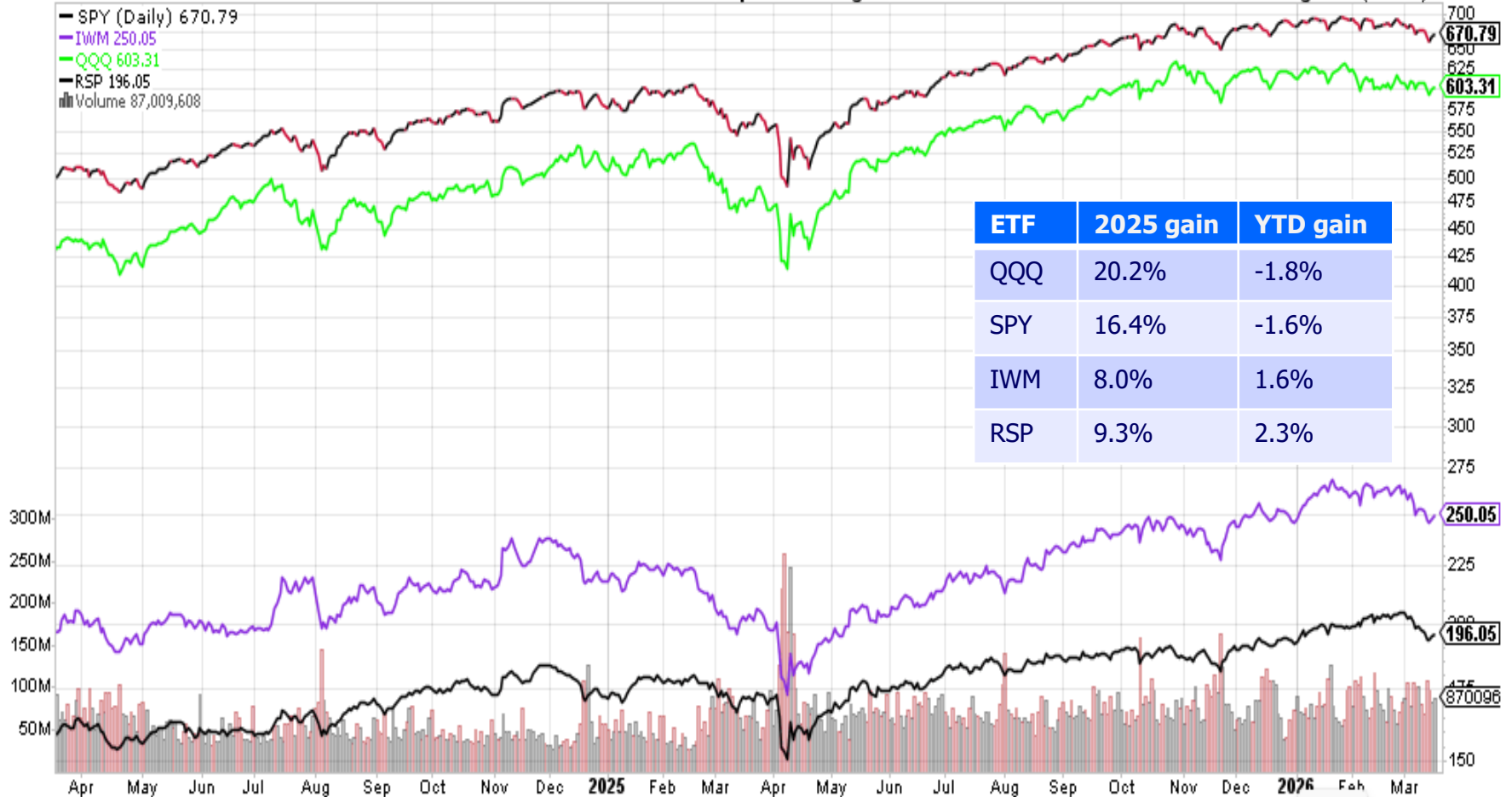
SPY SPDR S&P 500 ETF NYSE

17-Mar-2026

© StockCharts.com

Open 672.39 High 674.44 Low 669.70 Close 670.79 Volume 87.0M Chg +1.76 (+0.26%) ▲

- SPY (Daily) 670.79
 - IWM 250.05
 - QQQ 603.31
 - RSP 196.05
 ■ Volume 87,009,608



\$NYAD NYSE - Advance-Dcline Issues INDX

17-Mar-2026

© StockCharts.com

Open 55990.00 High 55990.00 Low 55990.00 Close 55990.00 Chg +980.00 (+1.78%) ▲



A/D line on SPY, Russell 2000, NASDAQ and NASDAQ – 100 – no longer in the charts each week

<https://www.marketinout.com/chart/market.php?breadth=advance-decline-line>

Weekly Market direction

guywerner@verizon.net

COLUMNS C,D,E BY DAVE (IN THE NORTH) SMITH			DIST DAYS		DOW AVERAGE						S&P 500 TRIPLE SCREEN						NASDAQ TRIPLE SCREEN						
	DATE	MARKET PULSE (IBD)	S&P 500	NASDAQ	8-20 EMA	MACD	RSI	CLOSING	Δ	%CHANGE	8-20 EMA	MACD	RSI	CLOSING	Δ	%CHANGE	8-20 EMA	MACD	RSI	CLOSING	Δ	%CHANGE	
SAT	02/28/26	FOR THE WEEK							-648	-1.31%					-31	-0.45%						-218	-0.95%
SUN	03/01/26	YTD							914	1.90%					33	0.48%						-573	-2.47%
MON	03/02/26	"WAG THE DOG" UNDER PRESSURE (40% - 60%)	7	9	F	F	F	48,904	-73	-0.15%	F	0	F	6,881	3	0.04%	F	0	F	22,748	80	0.35%	
TUE	03/03/26	STILL WAGGING THE DOG UNDER PRESSURE (40% - 60%)	8	10	F	F	F	48,501	-403	-0.82%	F	F	F	6,816	-65	-0.94%	F	0	F	22,516	-232	-1.02%	
WED	03/04/26	STILL WAGGING THE DOG UPTREND (60% - 80%)	8	10	F	F	F	48,739	238	0.49%	F	F	F	6,869	53	0.78%	F	0	F	22,807	291	1.29%	
THUR	03/05/26	STILL WAGGING THE DOG UNDER PRESSURE (40% - 60%)	9	10	F	F	F	47,954	-785	-1.61%	F	F	F	6,830	-39	-0.57%	F	0	F	22,748	-59	-0.26%	
FRI	03/06/26	STILL WAGGING THE DOG UNDER PRESSURE (20% - 40%)	9	10	F	F	F	47,501	-453	-0.94%	F	F	F	6,740	-90	-1.32%	F	F	F	22,387	-361	-1.59%	
SAT	03/07/26	FOR THE WEEK							-1,476	-3.01%					-138	-2.01%						-281	-1.24%
SUN	03/08/26	YTD							-562	-1.17%					-105	-1.53%						-854	-3.67%
MON	03/09/26	STILL WAGGING THE DOG UNDER PRESSURE (20% - 40%)	9	8	F	F	F	47,740	239	0.50%	F	F	F	6,795	55	0.82%	F	0	F	22,695	308	1.38%	
TUE	03/10/26	STILL WAGGING THE DOG UNDER PRESSURE (20% - 40%)	9	8	F	F	F	47,706	-34	-0.07%	F	F	F	6,781	-14	-0.21%	F	0	F	22,697	2	0.01%	
WED	03/11/26	STILL WAGGING THE DOG UNDER PRESSURE (20% - 40%)	8	7	F	F	F	47,417	-289	-0.61%	F	F	F	6,775	-6	-0.09%	F	0	F	22,716	19	0.08%	
THUR	03/12/26	STILL WAGGING THE DOG UNDER PRESSURE (20% - 40%)	8	7	F	F	F	46,677	-740	-1.56%	F	F	F	6,672	-103	-1.52%	F	0	F	22,311	-405	-1.78%	
FRI	03/13/26	STILL WAGGING THE DOG CORRECTION (10% - 20%)	X	X	F	F	F	46,558	-119	-0.25%	F	F	F	6,632	-40	-0.60%	F	F	F	22,105	-206	-0.92%	
SAT	03/14/26	FOR THE WEEK							-943	-1.99%					-108	-1.60%						-282	-1.26%
SUN	03/15/26	YTD							-1,505	-3.13%					-213	-3.11%						-1,136	-4.89%
MON	03/16/26				F	F	F	46,946	388	0.83%	F	F	F	6,699	67	1.01%	F	F	F	22,374	269	1.22%	
TUE	03/17/26				F	F	F	46,993	47	0.10%	F	F	F	6,716	17	0.25%	F	F	F	22,479	105	0.47%	

Updated every Sunday – find it at:

<https://drive.google.com/drive/folders/1ubPfPWptgWpje7djb3yEDmtGXHXTe6u?usp=sharing>

Market Summary – Stockcharts®

Stockcharts.com → Main Screen → Market Analysis

New feature – Market Summary

The image displays two screenshots of the Keller Market Models interface. Both screenshots show a table with columns for 'ST', 'MT', and 'LT' and rows for different asset classes and indices. Red arrows indicate a downward trend, and green arrows indicate an upward trend. Blue boxes highlight specific data points in both screenshots.

	ST	MT	LT
Stocks (SPY)	↓	↓	↑
Bonds (TLT)	↓	↓	↑
Commodities (DBC)	↑	↑	↑
US Dollar (\$USD)	↑	↑	↓

	ST	MT	LT
S&P 500 (SPY)	↓	↓	↑
S&P 400 (MDY)	↓	↓	↑
Russell 2000 (IWM)	↓	↓	↑
NASDAQ 100 (QQQ)	↑	↓	↑

US govt bonds – TLT & SGOV

SGOV – Short term 0 to 3 month US treasuries



U.S. Dollar

\$USD US Dollar - Cash Settle FOREX

17-Mar-2026 9:51pm

\$USD (Weekly) 99.58

MA(40) 98.40

Volume undef

Open 100.43 High 100.48 Low 99.51 Last 99.58 Chg -0.78 (-0.78%)

© StockCharts.com



A drop in the dollar

- Positive for Big tech
- Negative for reducing inflation from commodities
- Headwind for foreign investors in US equities
- Tailwind for US investors to invest abroad.

9% depreciation in the US dollar in 2025
1.0% gain YTD 2026

Eighth Class – Apr. 1st

- No class on March 25th – Spring break
- Financial Planning and Organization – Ron Materniak
- April 8th – Rajeev with 2 external speakers
 - Market Update
 - Private Debt

Thanks !!

□ Happy Investing !!

□ **My EMail**

□ diyinvst@udel.edu

Please use this email address
only for all class related matters

□ **Class website**

□ <http://udel.edu/~diyinvst>