

Investing for Successful Retirement

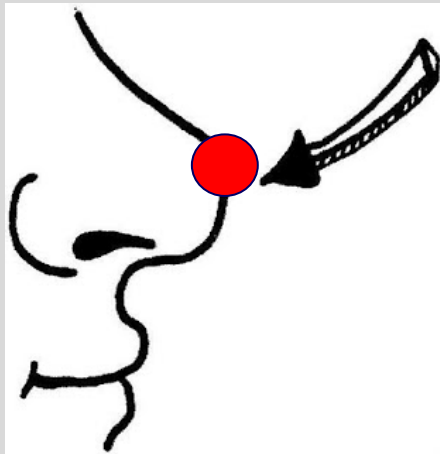
UD Osher – OLLI

Fall 2024

- **Rajeev A. Vaidya**
- **Ron Materniak**
- **Jane Roe-Fox**

Disclaimer in plain language

Disclaimer – in plain language:



Opinions are like noses, everyone has one !

You are going to see mine in this course !!

We are simply sharing our perspective.

This is not investment advice or recommendation.

Ron, Jane and I are not a financial advisors.

This course is for educational purposes only.

Form your own opinion, make your own investment decisions.

Third Class – Sept. 18th

- Market Update – Rajeev – 20 minutes
- Second speaker. – 20 minutes
 - Bruce Crawford – Using the power of AI to help your investing
- Interactive session – 35 minutes
 - Feedback on Homework - How should I allocate my assets to minimize risk in retirement?
 - Go live on perplexity.ai and ask questions suggested by the class

Factset(R) - S&P 500 Calendar year earnings forecast

\$290.00

https://advantage.factset.com/hubfs/Website/Resources%20Section/Research%20Desk/Earnings%20Insight/EarningsInsight_091324.pdf

\$270.00

\$250.00

\$230.00

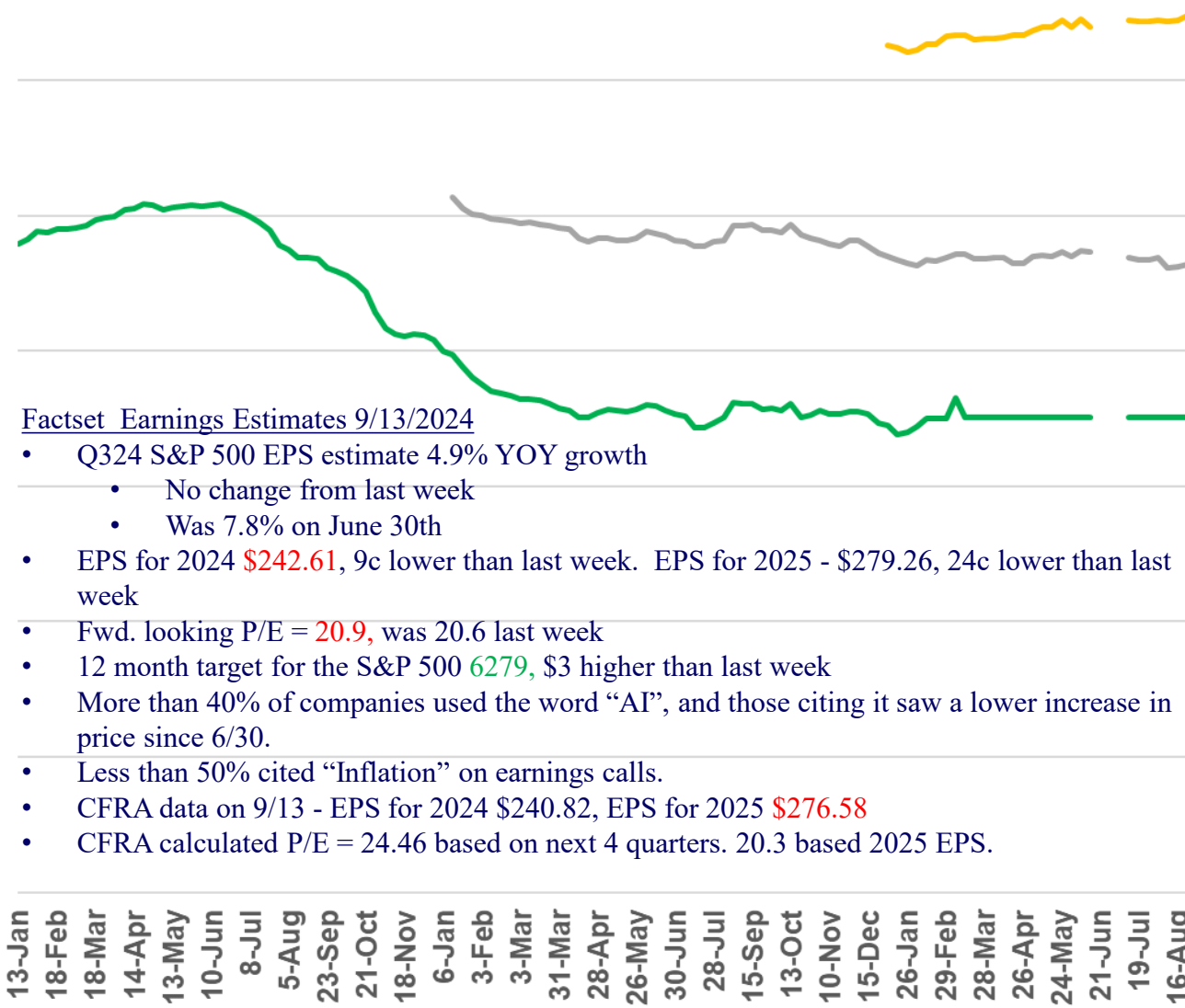
Axis Title

\$210.00

\$190.00

\$170.00

\$150.00



Factset Earnings Estimates 9/13/2024

- Q324 S&P 500 EPS estimate 4.9% YOY growth
 - No change from last week
 - Was 7.8% on June 30th
- EPS for 2024 **\$242.61**, 9c lower than last week. EPS for 2025 - \$279.26, 24c lower than last week
- Fwd. looking P/E = **20.9**, was 20.6 last week
- 12 month target for the S&P 500 **6279**, \$3 higher than last week
- More than 40% of companies used the word “AI”, and those citing it saw a lower increase in price since 6/30.
- Less than 50% cited “Inflation” on earnings calls.
- CFRA data on 9/13 - EPS for 2024 \$240.82, EPS for 2025 **\$276.58**
- CFRA calculated P/E = 24.46 based on next 4 quarters. 20.3 based 2025 EPS.

— 2023 EPS
 — 2024 EPS
 — 2025 EPS

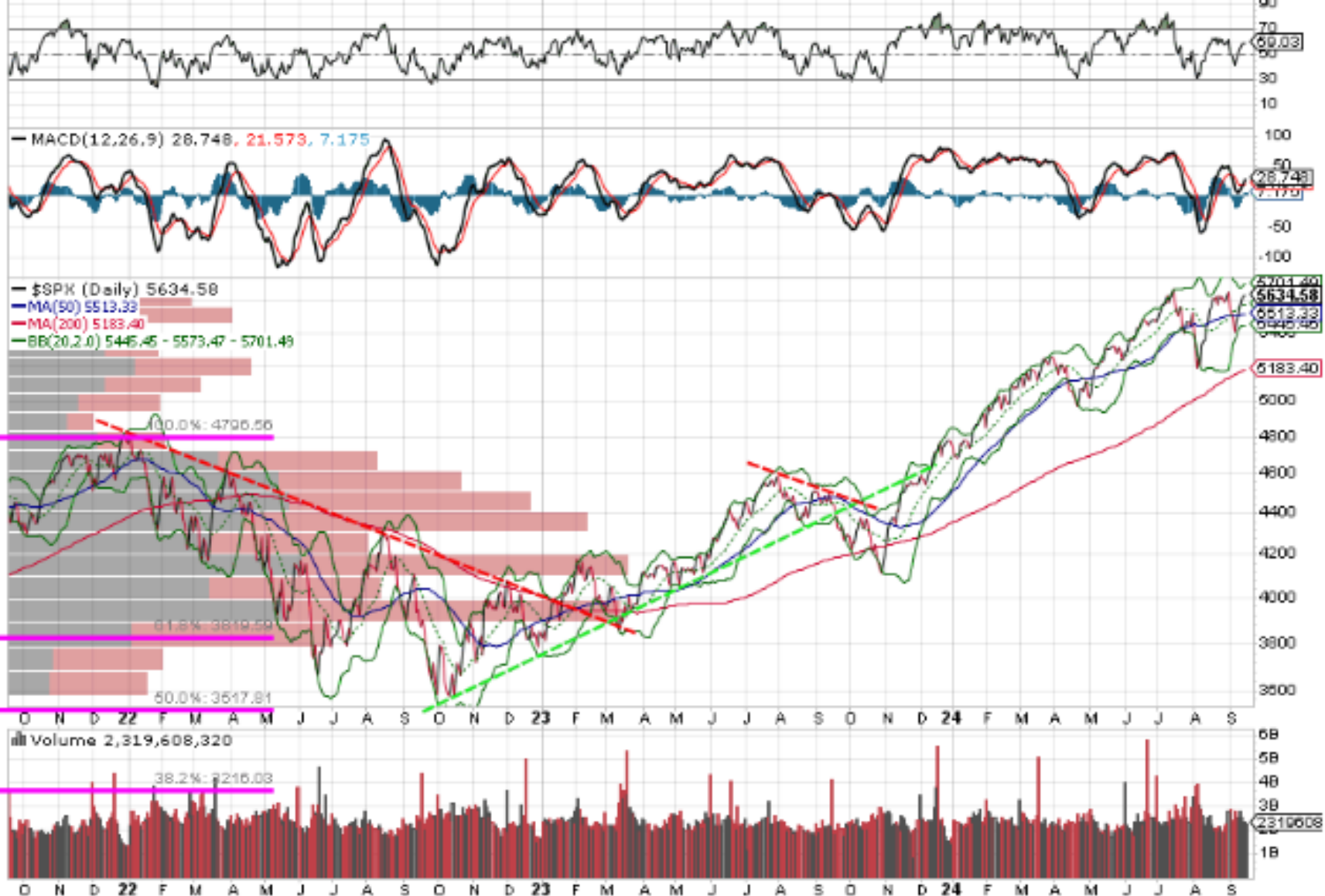
\$SPX S&P 500 Large Cap Index INDX

© StockCharts.com

17-Sep-2024

Open 5655.51 High 5670.81 Low 5614.05 Close 5634.58 Volume 2.3B Chg +1.49 (+0.03%) ▲

▲ RSI(14) 59.03



\$SPX S&P 500 Large Cap Index INDX

© StockCharts.com

17-Sep-2024

Open 5655.51 High 5670.81 Low 5614.05 Close 5634.58 Volume 2.3B Chg +1.49 (+0.03%) ▲

▲ RSI(14) 59.03

— MACD(12,26,9) 28.748, 21.573, 7.175

📊 \$SPX (Daily) 5634.58

— MA(50) 5513.33

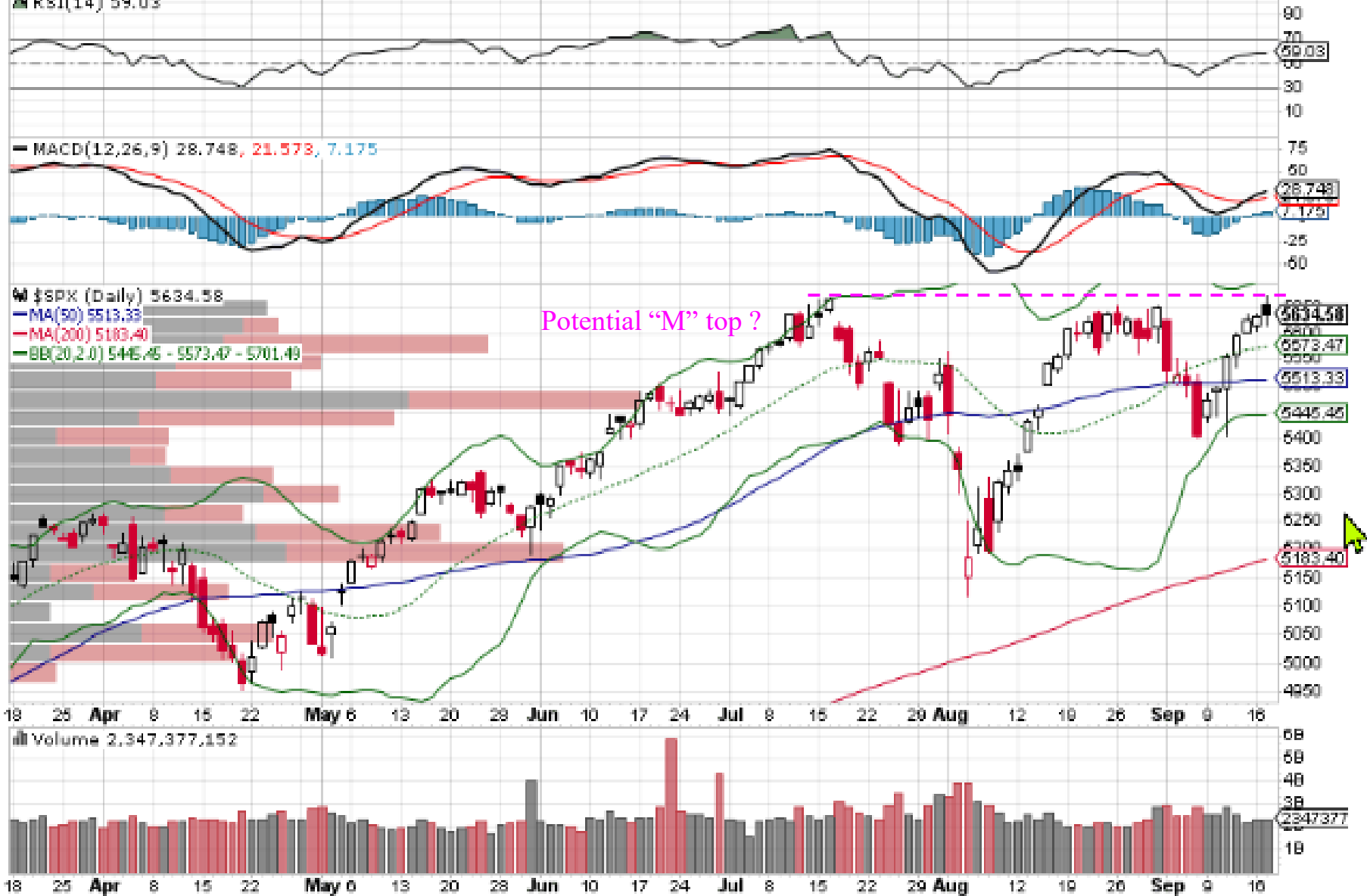
— MA(200) 5183.40

— BB(20,2.0) 5445.46 - 5573.47 - 5701.49

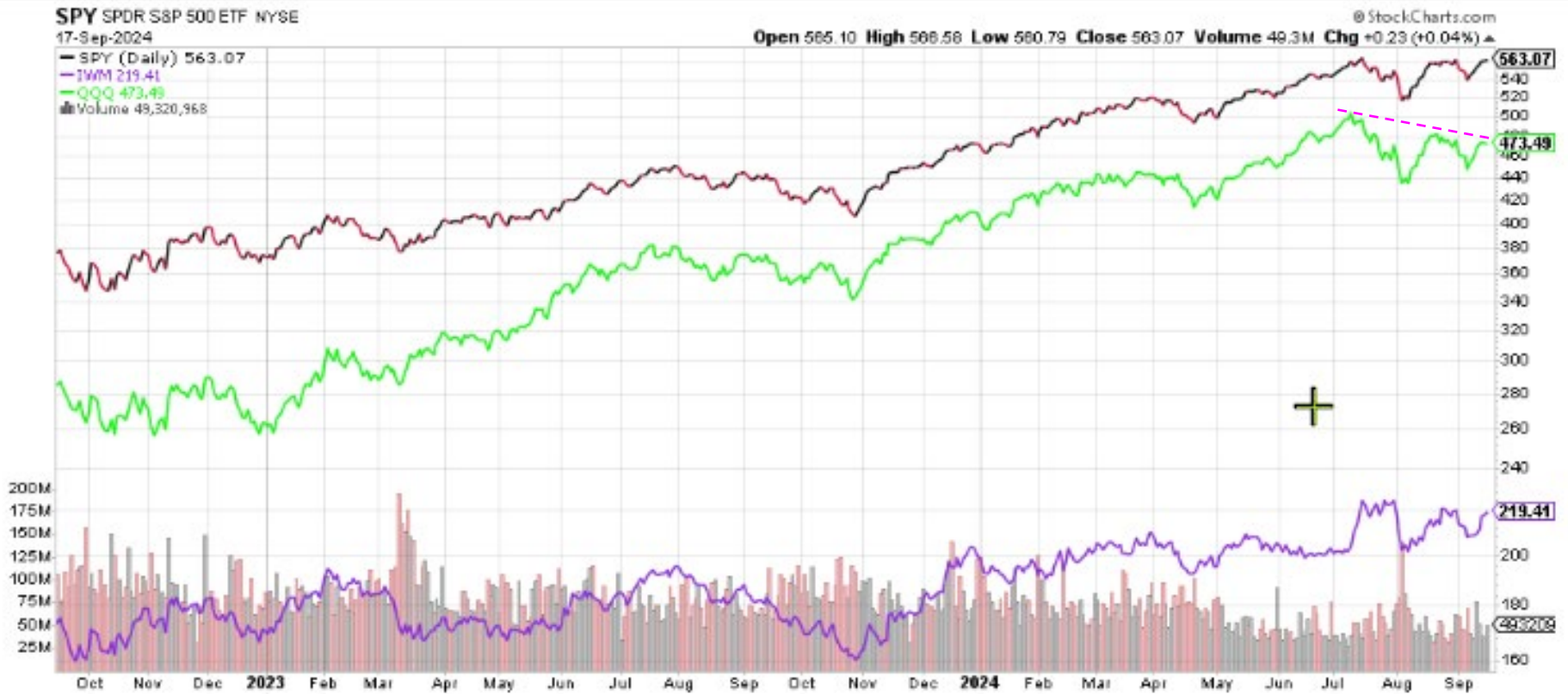
Potential "M" top ?

📊 Volume 2,347,377,152

18 25 Apr 8 15 22 May 6 13 20 28 Jun 10 17 24 Jul 8 15 22 29 Aug 12 19 26 Sep 9 16



Market Breadth – another way



17-Sep-2024

Open 35107.00 High 35107.00 Low 35107.00 Close 35107.00 Chg +839.00 (+1.85%) ▲



This is NOT investment advice

Weekly market direction

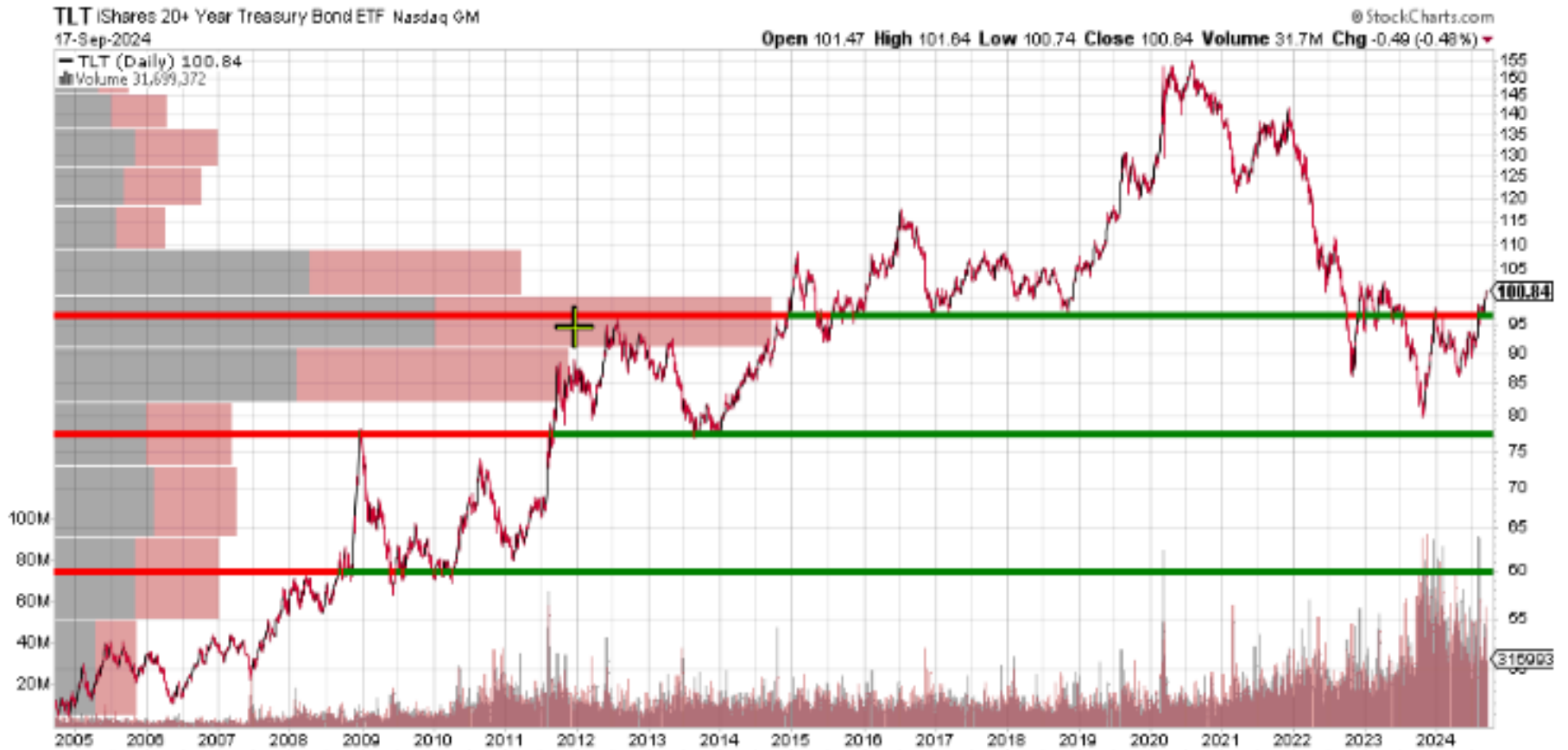
Prof. Guy Werner

Guy.werner@verizon.net

		ANIL PARIKH's TRIPLE SCREEN 52 W DAILY HIGH SHOWN IN GREEN 52 W LOW SHOWN IN RED													
		DISTRIBUTION DAYS		S&P 500 TRIPLE SCREEN						NASDAQ TRIPLE SCREEN					
DATE	MARKET PULSE (IBD)	S&P 500	NASDAQ	8-20 EMA	MACD	RSI	CLOSING	Δ	%CHANGE	8-20 EMA	MACD	RSI	CLOSING	Δ	%CHANGE
08/31/24	FOR THE WEEK							14	0.25%					-164	-0.92%
09/01/24	FOR THE MONTH OF AUG							126	2.28%					114	0.65%
09/01/04	YTD							879	18.43%					2,702	18.00%
09/02/24	LABOR DAY			P	P	P	5,648	0	0.00%	P	P	P	17,713	0	0.00%
09/03/24	UPTREND UNDER PRESSURE (40% - 60%)	1	4	P	P	0	5,528	-120	-2.12%	0	P	F	17,136	-577	-3.26%
09/04/24	UPTREND UNDER PRESSURE (40% - 60%)	1	4	F	F	F	5,520	-8	-0.14%	F	F	F	17,084	-52	-0.30%
09/05/24	UPTREND UNDER PRESSURE (40% - 60%)	2	4	F	F	F	5,503	-17	-0.31%	F	F	F	17,127	43	0.25%
09/06/24	MARKET IN CORRECTION (20% - 40%)	3	5	F	F	F	5,408	-95	-1.73%	F	F	F	16,690	-437	-2.55%
09/07/24	FOR THE WEEK							-240	-4.25%					-1023	-5.78%
09/08/24	YTD							639	13.40%					1,679	11.19%
09/09/24	MARKET IN CORRECTION (20% - 40%)	3	5	F	F	F	5,471	63	1.16%	F	F	F	16,884	194	1.16%
09/10/24	MARKET IN CORRECTION (20% - 40%)	3	5	F	F	F	5,495	24	0.44%	F	F	F	17,025	141	0.84%
09/11/24	UPTREND UNDER PRESSURE (40% - 60%) CPI	4	5	F	F	P	5,554	59	1.07%	F	F	P	17,395	370	2.17%
09/12/24	CONFIRMED UP (60% - 80%)	3	4	P	F	P	5,595	41	0.74%	F	0	P	17,569	174	1.00%
09/13/24	CONFIRMED UP (60% - 80%)	3	4	P	0	P	5,626	31	0.55%	0	P	P	17,683	114	0.65%
09/14/24	FOR THE WEEK							218	4.03%					993	5.95%
09/15/24	YTD							857	17.97%					2,672	17.80%
09/16/24	CONFIRMED UP (60% - 80%)	3	4	P	P	P	5,633	7	0.12%	P	P	P	17,592	-91	-0.51%
09/17/24	CONFIRMED UP (60% - 80%)	3	4	P	P	P	5,634	1	0.02%	P	P	P	17,628	36	0.20%

https://drive.google.com/drive/folders/0B6Qc_gipshXMelkzQ245d2R1eTQ?resourcekey=0-5pWglNqaJPJ12L2qYurMWg

TLT – 20 yr U.S. Treasury ETF



U.S. Dollar



Third Class – Sept. 18th

- Market Update – Rajeev – 20 minutes
- Second speaker. – 20 minutes
 - Bruce Crawford – Using the power of AI to help your investing
- Interactive session – 35 minutes
 - Feedback on Homework - How should I allocate my assets to minimize risk in retirement?
 - Go live on perplexity.ai and ask questions suggested by the class

Using AI to enhance your investing

- Great summary in Investopedia.com
<https://www.investopedia.com/how-to-use-artificial-intelligence-in-your-investing-7973810>
- Robo advisors
- Screeners
- Automated stock analysis
- Automated trading – estimated to be nearly 3/4ths of all trading everyday
- We are touching the tip of the iceberg today.
 - Simply using Perplexity.ai to answer questions you may have related to investing
 - I will show you that the questions can be as broad as the one we asked in the homework and as specific as asking for suggestions on a specific stock or ETF.

Third Class – Sept. 18th

- Market Update – Rajeev – 20 minutes
- Second speaker. – 20 minutes
 - Bruce Crawford – Using the power of AI to help your investing
- Interactive session – 35 minutes
 - Feedback on Homework - How should I allocate my assets to minimize risk in retirement?
 - Two Zoom survey questions
 - Did you find the answer useful?
 - Did you find that it covered a lot of what we have been talking about in detail in this class for the last ten years!
 - 10 minutes – other feed back
 - Live mike – please be very brief and give others a chance to talk
 - Go live on Perplexity.ai

Fourth Class – Sept. 25th

- Market Update – Rajeev
- Bonds
 - What are they?
 - Why do they offer an interesting investment opportunity now?
- Homework
 - Go to perplexity.ai
 - Ask questions about bonds
 - Use that information to take our class discussion up a notch

Thanks !!

- Happy Investing !!

- **My EMail**

 - diyinvst@udel.edu

- **Class website**

 - <http://udel.edu/~diyinvst>