

# Investing for Successful Retirement

---

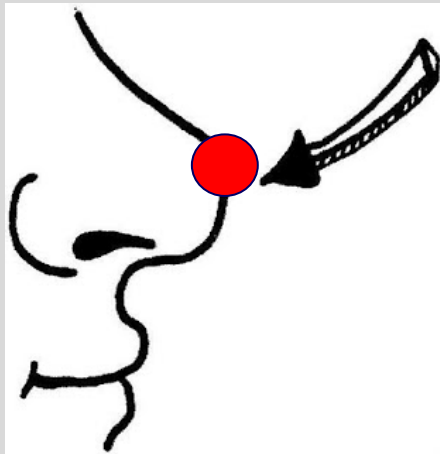
**UD Osher – OLLI**

**Fall 2024**

- **Rajeev A. Vaidya**
- **Ron Materniak**
- **Jane Roe-Fox**

# Disclaimer in plain language

## Disclaimer – in plain language:



Opinions are like noses, everyone has one !

You are going to see mine in this course !!

We are simply sharing our perspective.

**This is not investment advice or recommendation.**

**Ron, Jane and I are not a financial advisors.**

**This course is for educational purposes only.**

Form your own opinion, make your own investment decisions.

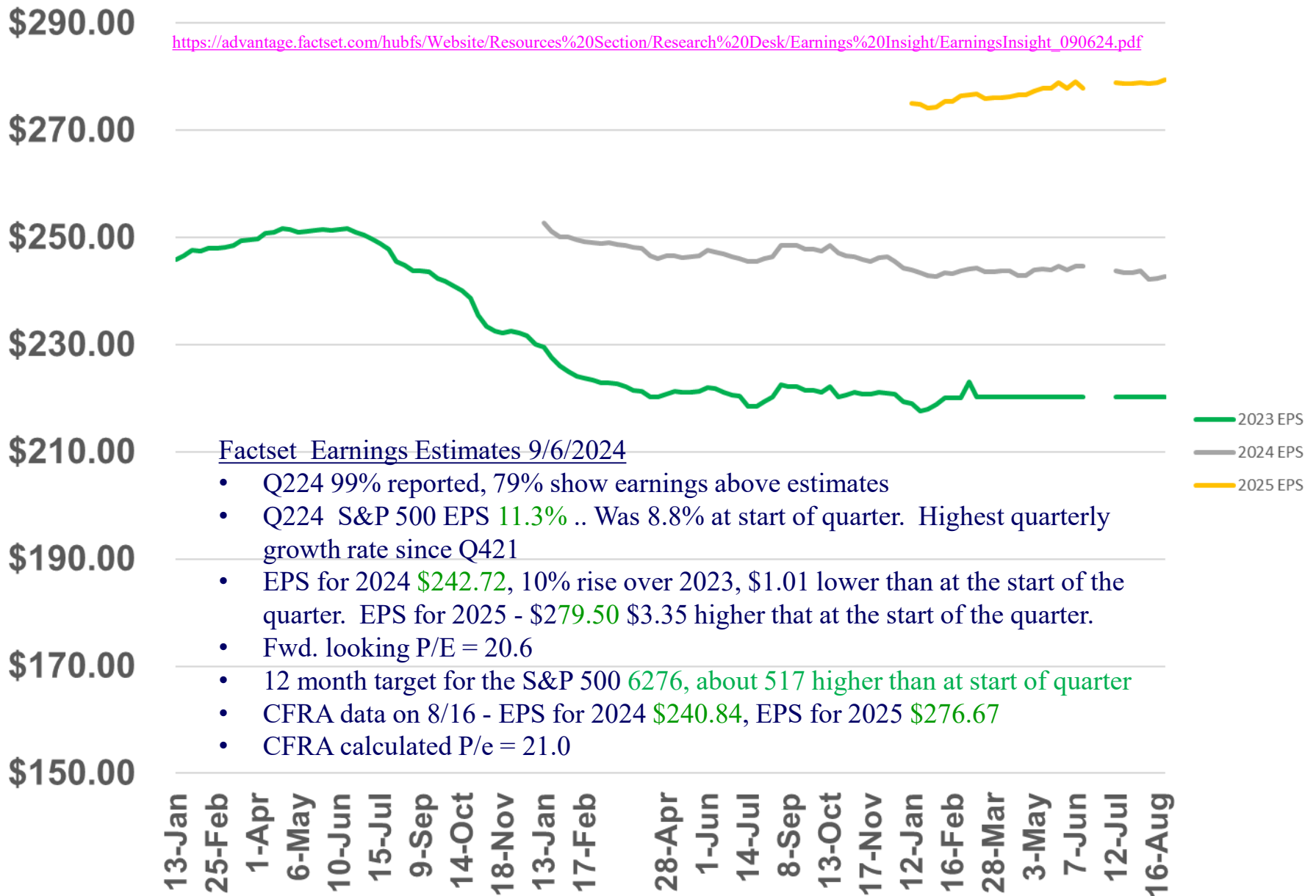
# Second Class – Sept. 11<sup>th</sup>

---

- First External speaker. – 50 minutes
  - Dr. Robert Fry – Robert Fry Economics LLC
  - State of the US Economy
  
- Market Update – Rajeev – 20 minutes

# Factset(R) - S&P 500 Calendar year earnings forecast

[https://advantage.factset.com/hubfs/Website/Resources%20Section/Research%20Desk/Earnings%20Insight/EarningsInsight\\_090624.pdf](https://advantage.factset.com/hubfs/Website/Resources%20Section/Research%20Desk/Earnings%20Insight/EarningsInsight_090624.pdf)



## Factset Earnings Estimates 9/6/2024

- Q224 99% reported, 79% show earnings above estimates
- Q224 S&P 500 EPS 11.3% .. Was 8.8% at start of quarter. Highest quarterly growth rate since Q421
- EPS for 2024 \$242.72, 10% rise over 2023, \$1.01 lower than at the start of the quarter. EPS for 2025 - \$279.50 \$3.35 higher than at the start of the quarter.
- Fwd. looking P/E = 20.6
- 12 month target for the S&P 500 6276, about 517 higher than at start of quarter
- CFRA data on 8/16 - EPS for 2024 \$240.84, EPS for 2025 \$276.67
- CFRA calculated P/e = 21.0

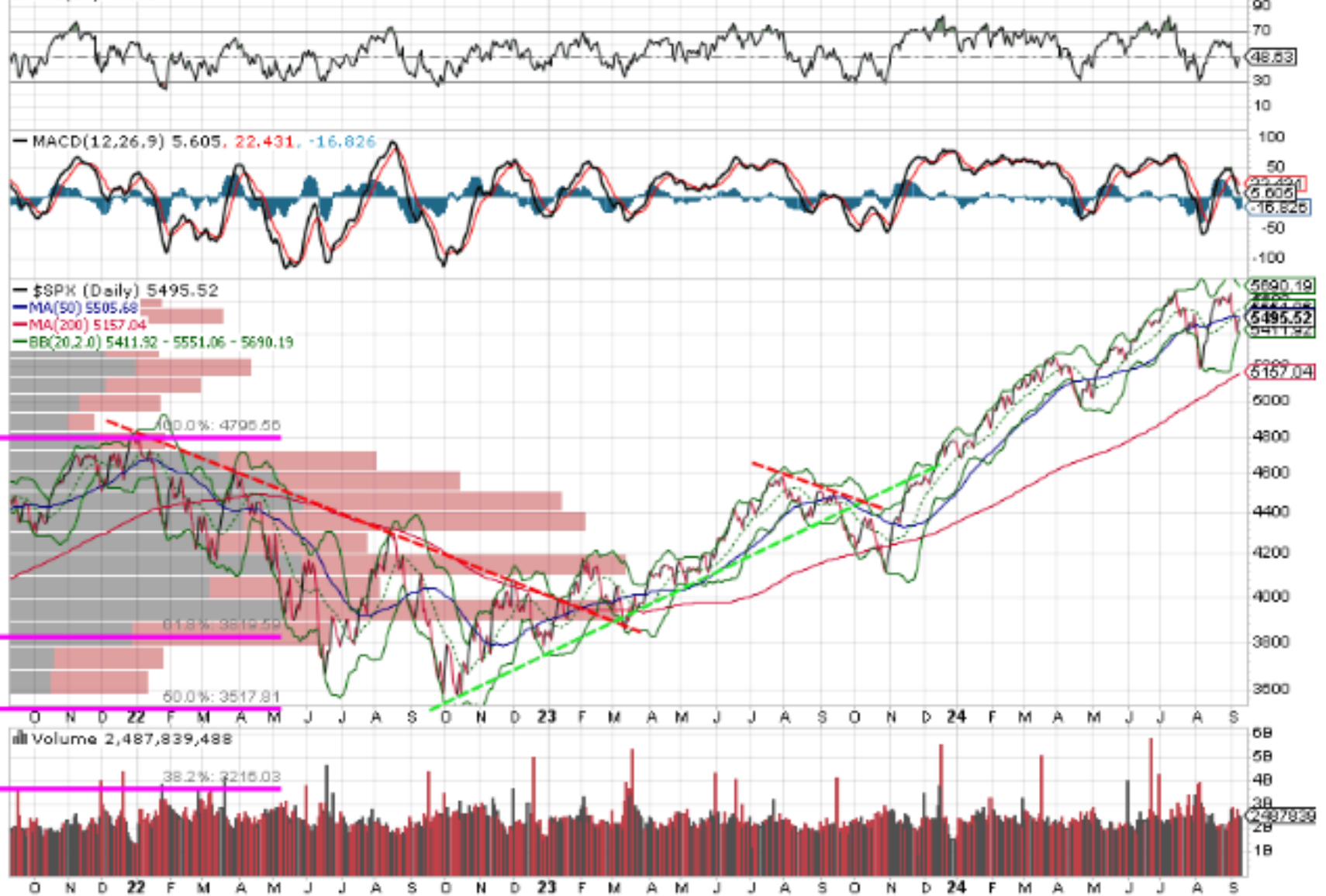
\$SPX S&P 500 Large Cap Index INDX

10-Sep-2024

Open 5490.51 High 5497.91 Low 5441.72 Close 5495.52 Volume 2.5B Chg +24.47 (+0.45%) ▲

© StockCharts.com

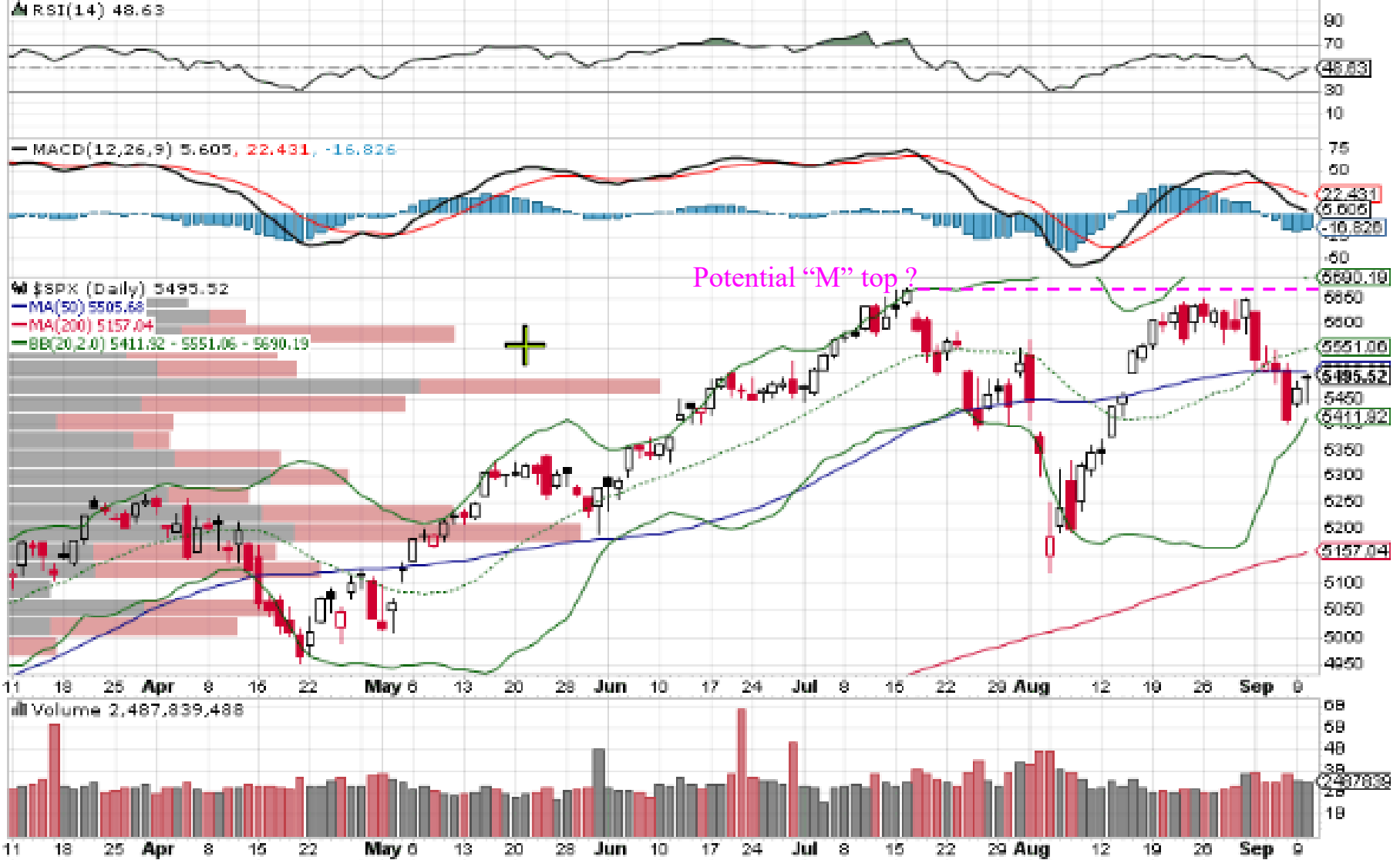
▲ RSI(14) 48.63



# \$SPX S&P 500 Large Cap Index INDX

© StockCharts.com

10-Sep-2024 **Open 5490.51 High 5497.91 Low 5441.72 Close 5495.52 Volume 2.58 Chg +24.47 (+0.45%) ▲**

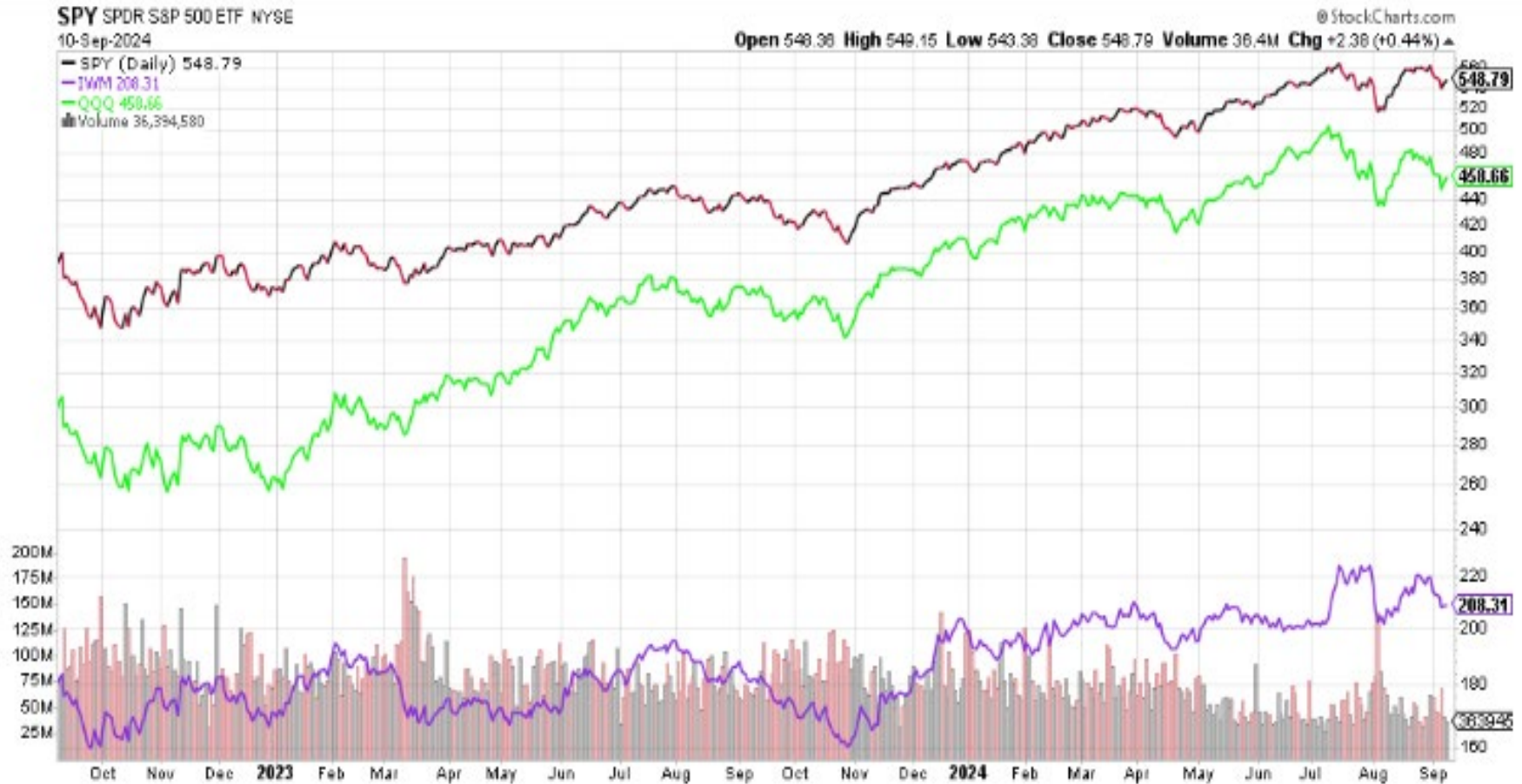


10-Sep-2024

Open 20538.00 High 20538.00 Low 20538.00 Close 20538.00 Chg +138.00 (+0.67%) ▲



# Market Breadth – another way





This is NOT investment advice

# Weekly market direction ....

Prof. Guy Werner

Guy.werner@verizon.net

COLUMNS CD&E ARE FROM IBD AND ARE PROVIDED BY DAVE (IN THE NORTH) SMITH

		ANIL PARKH's TRIPLE SCREEN <small>SZ W DAILY HIGH SHOWN IN GREEN SZ W LOW SHOWN IN RED</small>														
		DISTRIBUTION DAYS		S&P 500 TRIPLE SCREEN						NASDAQ TRIPLE SCREEN						
SAT	DATE	MARKET PULSE (IBD)	S&P 500	NASDAQ	8-20 EMA	MACD	RBI	CLOSING	Δ	%CHANGE	8-20 EMA	MACD	RBI	CLOSING	Δ	%CHANGE
	SAT 08/24/24	FOR THE WEEK							80	1.44%					246	1.40%
	SUN 08/25/24	YTD							865	18.14%					2,866	19.09%
	MON 08/26/24	CONFIRMED UP (60% -80%)		1	P	P	P	5,616	-18	-0.32%	P	P	P	17,725	-152	-0.85%
	TUE 08/27/24	CONFIRMED UP (60% -80%)		1	P	P	P	5,625	9	0.16%	P	P	P	17,754	29	0.16%
	WED 08/28/24	CONFIRMED UP (60% -80%)	2	1	P	P	P	5,592	-33	-0.59%	P	P	P	17,558	-198	-1.12%
	THUR 08/29/24	CONFIRMED UP (60% -80%)	3	1	P	P	P	5,591	-1	-0.02%	P	P	P	17,516	-40	-0.23%
	FRI 08/30/24	CONFIRMED UP (60% -80%)	3	1	P	P	P	5,648	57	1.02%	P	P	P	17,713	197	1.12%
	SAT 08/31/24	FOR THE WEEK							14	0.25%					-164	-0.92%
	SUN 09/01/24	FOR THE MONTH OF AUG							126	2.28%					114	0.65%
	SUN 09/01/04	YTD							879	18.43%					2,702	18.00%
	MON 09/02/24	LABOR DAY			P	P	P	5,648	0	0.00%	P	P	P	17,713	0	0.00%
	TUE 09/03/24	UPTREND UNDER PRESSURE (40% - 60%)	4	1	P	P	0	5,528	-120	-2.12%	0	P	F	17,136	-577	-3.26%
	WED 09/04/24	UPTREND UNDER PRESSURE (40% - 60%)	4	1	F	F	F	5,520	-8	-0.14%	F	F	F	17,084	-52	-0.30%
	THUR 09/05/24	UPTREND UNDER PRESSURE (40% - 60%)	4	2	F	F	F	5,503	-17	-0.31%	F	F	F	17,127	43	0.25%
	FRI 09/06/24	MARKET IN CORRECTION (20% -40%)	5	3	F	F	F	5,408	-95	-1.73%	F	F	F	16,690	-437	-2.55%
	SAT 09/07/24	FOR THE WEEK							-240	-4.25%					-1023	-5.78%
	SUN 09/08/24	YTD							639	13.40%					1,070	11.16%
	MON 09/09/24	MARKET IN CORRECTION (20% -40%)	5	3	F	F	F	5,471	63	1.16%	F	F	F	16,884	114	0.67%
	TUE 09/10/24	MARKET IN CORRECTION (20% -40%)	5	3	F	F	F	5,495	24	0.44%	F	F	F	17,025	141	0.84%

[https://drive.google.com/drive/folders/0B6Qc\\_gipshXMelkzQ245d2R1eTQ?resourcekey=0-5pWglNqaJPJ12L2qYurMWg](https://drive.google.com/drive/folders/0B6Qc_gipshXMelkzQ245d2R1eTQ?resourcekey=0-5pWglNqaJPJ12L2qYurMWg)

# TLT – 20 yr U.S. Treasury ETF



# U.S. Dollar



# Third Class – Sept. 18<sup>th</sup>

---

- Market Update – Rajeev
- Second speaker.
  - Bruce Crawford – Using the power of AI to help your investing
- Interactive session
  - Using Perplexity.ai in investing
- Homework
  - Go to perplexity.ai
  - Ask the question:  
How should I allocate my assets to minimize risk in retirement?

# Thanks !!

---

- Happy Investing !!

- **My EMail**

  - [diyinvst@udel.edu](mailto:diyinvst@udel.edu)

- **Class website**

  - <http://udel.edu/~diyinvst>