



# Facilitating Student Collaboration

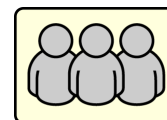
## Exploring Sakai Lunchtime Series

Mathieu Plourde, Instructional Designer  
IT-User Services



### About Collaboration...

- What is your definition of Collaboration?



## Some Definitions

The process by which people/organizations work together to accomplish a common mission. (1)

Tools (collaborative authoring, video conferencing, shared whiteboards, etc.) that allow multiple users to work on the same content in a common environment. (4)

Active participation between two or more people to achieve a common goal such as co-authoring literature. (2)

Working with other people during the writing process, whether it is generating ideas, identifying a main idea to pursue, or suggesting possible approaches and ways of organizing; often helpful to discover new perspectives. (3)

A recursive process where two or more people or organizations work together toward an intersection of common goals — for example, an intellectual endeavor that is creative in nature—by sharing knowledge, learning and building consensus. (5)

10/16/2008

Facilitating Student Collaboration



4

## Why Make Students Collaborate?

### PRO

- Teamwork is a skill that must be developed by students
- To stimulate innovation
- Groups tend to self-correct (virtuous circle)
- Peer expectation and accountability
- Sets a pace



### CON

- More police work
- Dealing with slackers
- Individual contributions are hard to attribute and grade
- Patchworks are not collaborative



10/16/2008

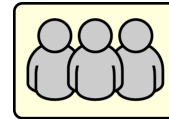
Facilitating Student Collaboration



6

## What's In It For Me?

- As an Instructor...
  - Reduce Grading Workload
  - Student-Generated Learning Content
  - Should be a Win-Win Situation



10/16/2008

Facilitating Student Collaboration



7

## Collaborative Tasks and Projects

Make Lists

Writing a Collective  
Letter/Position/  
Statement/Web Content

Group Portfolio

Brainstorming

Meeting  
Support

Group Projects

Collection of  
Links

Collaborative  
Notebook

Storytelling

10/16/2008

Facilitating Student Collaboration



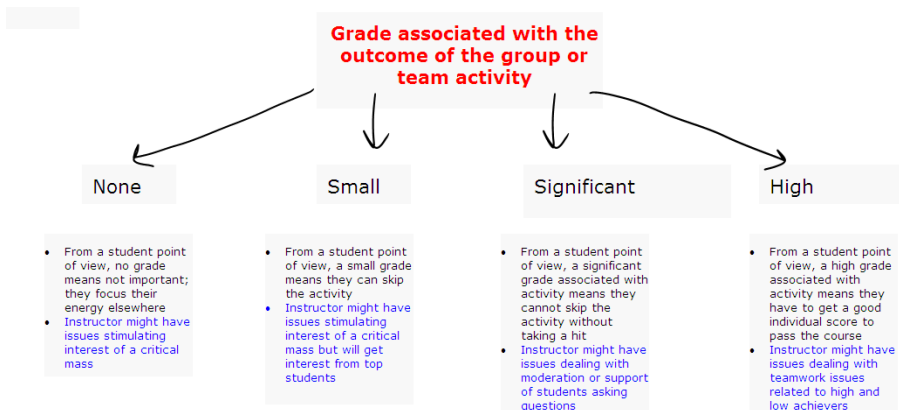
8

## Fostering Good Behaviors

- Define and set up collaboration spaces
- Make your projects relevant
- Require higher level thinking
- Assess often, chunk your assignments
- Assess the outcome, not the details
- Construct a charter
- Reward initiatives
- Give students an individual voice too

SET  
EXPECTATIONS

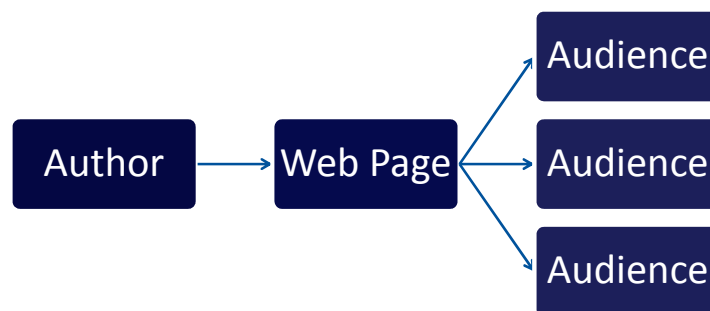
## To Grade or Not to Grade?



## Collaboration in Sakai

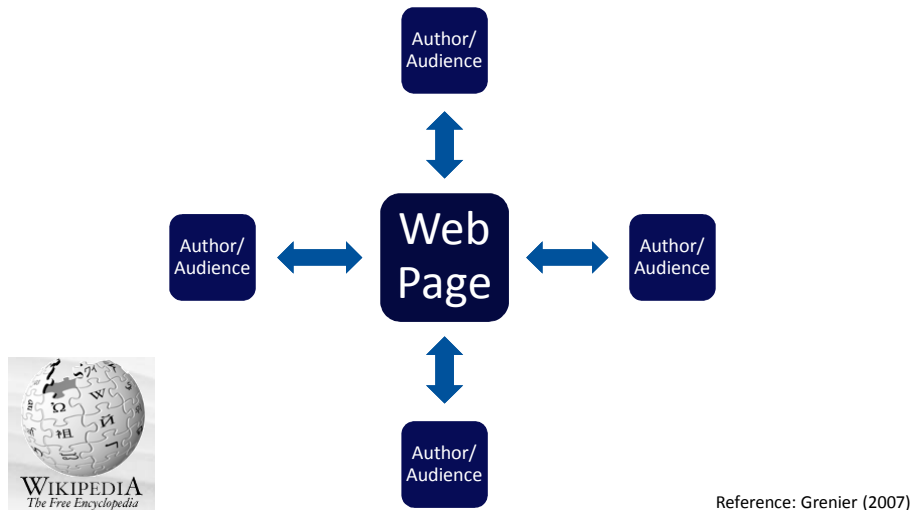
- Wiki
- Defining Groups
- Resources
- Forums
- Chat
- Blogs

## A Web Page



Reference: Grenier (2007)

## A Wiki Page

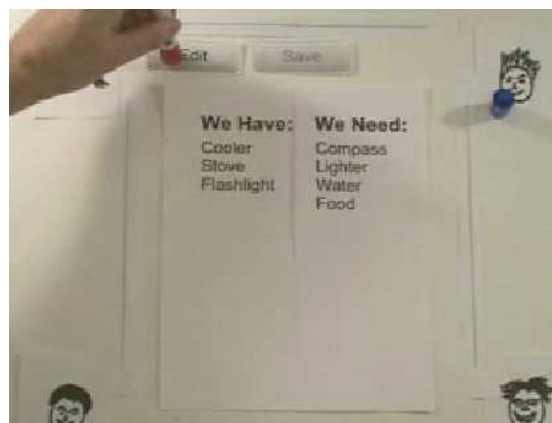


10/16/2008

Facilitating Student Collaboration

16

## A Wiki Demonstration Video



<http://www.articulate.com/community/blogdemo/web2/engage.html>

10/16/2008

Facilitating Student Collaboration

17



## Some Recommendations

- Instructional Strategy
- Define Control and Ownership
- Define Individual and Group Work
- Use Templates
- Get Familiar with the Markup Language
- Use a Wiki Charter
- A Wiki is Not the End
- Define Your Grading Strategy

## Some Examples and Job Aids on Wikis

- My Wiki Report web page:
  - <http://udel.edu/~mathieu/wiki/>
  - Faculty experiences
  - Job aids
- The STOLEN Principle
  - [http://www.a6training.co.uk/resources\\_Social\\_Software.php](http://www.a6training.co.uk/resources_Social_Software.php)



# Setting up Groups in Sakai

The screenshot shows the 'Site Info' page for 'test-mathieu'. The 'Manage Groups' button is highlighted in pink. A mouse cursor is clicking on it, and a tooltip 'Manage Groups' is visible. An orange arrow points down to a smaller 'Site Info' window where the 'Add' button is highlighted. Another orange arrow points to the 'Create New Group' dialog box.

**Create New Group**  
 Select members of the site member list and add to group. Select members of group list.

Title:   
 Description:

Membership  
 Site Member List:  Group Member List:

Plourde-admin, Mathieu (mathieu-adr... | Plourde, Mathieu (700958421)

10/16/2008

Facilitating Student Collaboration

22

# Group Folder in Resources

The screenshot shows the 'Resources' page for 'test-mathieu'. A folder named 'Group 1' is highlighted with a red arrow. A context menu is open over it, with 'Edit Folder Permissions' selected and highlighted by another red arrow. An orange arrow points to the 'Permissions' dialog box below.

**Permissions**  
 Set permissions for resources in folder: Group 1

Role	new	read	revise.any	revise.own	delete.any	delete.own	all.groups	hidden
Content Assistant	<input type="checkbox"/>	<input checked="" type="checkbox"/>	<input type="checkbox"/>	<input type="checkbox"/>	<input type="checkbox"/>	<input type="checkbox"/>	<input type="checkbox"/>	<input checked="" type="checkbox"/>
Guest	<input type="checkbox"/>	<input checked="" type="checkbox"/>	<input type="checkbox"/>	<input type="checkbox"/>	<input type="checkbox"/>	<input type="checkbox"/>	<input type="checkbox"/>	<input type="checkbox"/>
Instructor	<input checked="" type="checkbox"/>	<input checked="" type="checkbox"/>	<input checked="" type="checkbox"/>	<input checked="" type="checkbox"/>	<input checked="" type="checkbox"/>	<input checked="" type="checkbox"/>	<input checked="" type="checkbox"/>	<input checked="" type="checkbox"/>
Student	<input checked="" type="checkbox"/>	<input checked="" type="checkbox"/>	<input checked="" type="checkbox"/>	<input checked="" type="checkbox"/>	<input type="checkbox"/>	<input checked="" type="checkbox"/>	<input type="checkbox"/>	<input type="checkbox"/>
Teaching Assistant	<input type="checkbox"/>	<input checked="" type="checkbox"/>	<input type="checkbox"/>	<input type="checkbox"/>	<input type="checkbox"/>	<input type="checkbox"/>	<input type="checkbox"/>	<input checked="" type="checkbox"/>

10/16/2008

Facilitating Student Collaboration

23

## Groups in Forums

The screenshot shows a forum interface with a header 'Groups in Forums'. Below the header, there is a 'Forums' section with a link to 'Group 1 - Project 1 (0 message - 0 unread)'. An orange arrow points from this link to a 'Permissions' dialog box. The dialog box has a 'Role' dropdown menu with 'Group 1 (Contributor)' selected, indicated by a red arrow. The 'Permission Level' is set to 'Contributor'. The dialog box contains several checkboxes for permissions: 'New Forum', 'New Topic', 'New Response', 'Response to Response', 'Post to Gradebook', 'Change Settings', 'Read', 'Mark as Read', and 'Moderate Postings'. There are also radio buttons for 'Edit Postings' and 'Delete Postings' with options 'None', 'Own', and 'All'.

10/16/2008 Facilitating Student Collaboration 24

## Synchronous Collaboration in Chat

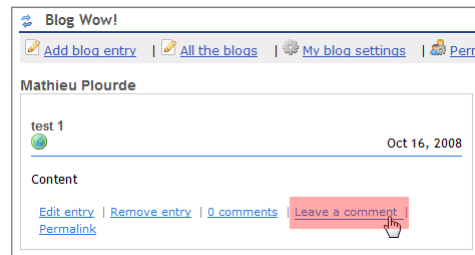
- All rooms are always visible to everyone
- The Chat tool keeps an archive

The screenshot shows a 'Chat Room' management interface. It has a header 'Chat Room' with links for 'Add Room' and 'Permissions'. Below this is a 'Manage Rooms' section with a list of chat rooms. The first room is 'Group 1 Area', which is highlighted in yellow. A mouse cursor is hovering over the 'Group 1 Area' link, and a tooltip appears with the text 'Enter 'Group 1 Area' Room'. Below the list, there are links for 'Main Chat Room' and a 'Back to room' button.

10/16/2008 Facilitating Student Collaboration 25

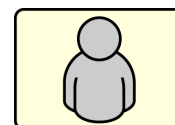
## Blogs

- Collaboration is not the main purpose of a blog



## Discussion

- Describe ONE activity that could be modified or created in ONE of your courses to involve more student collaboration.



## Thank You!

- Questions, Comments?
- The PRESENT  
010 Smith Hall  
[present-site@udel.edu](mailto:present-site@udel.edu)
- Mathieu Plourde  
Instructional Designer – IT-User Services  
[mathieu@udel.edu](mailto:mathieu@udel.edu)  
# 4060